











# More Precision

**eddyNCDT** // Inductive sensors based on eddy currents



# High-performance inductive measuring system

## eddyNCDT 3060

-  Wide range of applications with more than 400 sensor models
-  High temperature stability
-  High resolution & linearity
-  Frequency response 20 kHz (-3dB)
-  Measuring rate 200 kSa/s
-  Sensors for ferromagnetic and non-ferromagnetic targets
-  Analog output (U/I)  
Digital output
-  Intuitive configuration via web interface



### High performance for the industry

The eddyNCDT 3060 is a powerful, inductive sensor system based on eddy currents for fast, high precision displacement measurements. The system comprises a compact controller, a sensor and an integrated cable and is factory-calibrated either for ferromagnetic or non-ferromagnetic materials.

### Integration into plant and machinery

As sensor and controller are temperature-compensated, a high measurement accuracy can be achieved even in fluctuating temperatures. The sensors are designed for ambient temperatures up to a maximum of +200 °C and an ambient pressure up to 20 bar. The compact controller design as well as the sensor robustness make the measuring system ideal for integration into plant and machinery.

### New benchmark in controller technology

The industrial-grade M12 Ethernet interface offers a modern fieldbus connection. Configurable analog outputs enable to output the measured values as voltage or current. For operating several systems, a new frequency separation is provided, which enables to operate several sensors next to one another without requiring any synchronization.

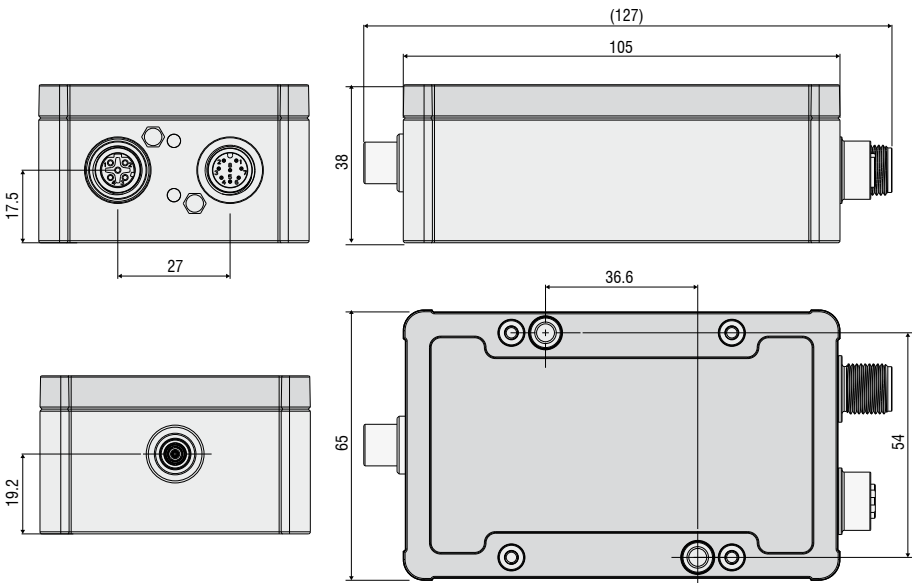
Features	Controller type	
	DT3060	DT3061
Active temperature compensation for sensor and controller	✓	✓
Frequency separation (LF & HF)	✓	✓
Ethernet interface	✓	✓
Intuitive web interface	✓	✓
Multipoint calibration regardless of the distance (up to 3-point calibration)	✓	✓
Scalable measuring range via analog output (teach function)	✓	✓
Scalable analog output	✓	✓
Switching and temperature outputs	-	✓
5-point calibration	-	✓
Storage of multiple characteristic curves	-	✓



When connecting a PC via the Ethernet interface, a modern web interface can be accessed without any further installation and enables the parameterization of sensor and controller. The DT3061 controller provides enhanced features such as 5-point calibration, setting of switching and temperature outputs, as well as storage of multiple characteristic curves.

Model	DT3060	DT3061
Resolution <sup>1)</sup>	static (20 Hz)	0.002 % FSO
	dynamic (20 kHz)	0.01 % FSO
Frequency response (-3dB)	selectable (20 kHz, 5 kHz, 20 Hz)	
Measuring rate	Analog output	200 kSa/s (16 bit)
	Digital interface	50 kSa/s (16 bit)
Linearity <sup>2)</sup>	< ±0.2 % FSO	< ±0.1 % FSO
Temperature stability <sup>3)</sup>	< 0.015 % FSO / K	
Temperature compensation	+10 ... +50 °C	
Target material <sup>4)</sup>	Steel, aluminum	
No. of characteristic curves	1	max. 4
Supply voltage	12 ... 32 VDC	
Power consumption	typ. 2.5 W (max. 2.8 W)	
Digital interface	Ethernet	Ethernet / selectable: switching output (TTL), temperature output (0...5 V)
Analog output	0 ... 10 V; 4 ... 20 mA (short circuit proof)	
Connection	Sensor: pluggable cable via triaxial socket; supply/signal: 8-pole M12 connector; Ethernet: 5-pole M12 connector (cable see accessories)	
Mounting	through bores	
Temperature range	Storage	-10 ... +70 °C
	Operation	0 ... +50 °C
Shock (DIN EN 60068-2-27)	15 g / 6 ms in 3 axes, 2 directions and 1000 shocks each	
Vibration (DIN EN 60068-2-6)	5 g / 10 ... 500 Hz in 3 axes, 2 directions and 10 cycles each	
Protection class (DIN EN 60529)	IP67 (plugged)	
Material	die-cast aluminum	
Weight	approx. 230 g	

FSO = Full Scale Output  
<sup>1)</sup> RMS noise relates to mid of measuring range  
<sup>2)</sup> Value with 3-/5-point linearization  
<sup>3)</sup> Relates to the mid of the measuring range, in the compensated temperature range  
<sup>4)</sup> Steel: S137 steel DIN1.0037 / aluminum: AlMg3

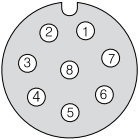


Pin assignment IN/OUT/24V IN

Pin	Assignment	Color (cable: PCx/8-M12)
1	Analog output U <sub>Displacement</sub>	White
2	Supply +24 V	Brown
3	Limit value 1 / U <sub>Temp Sensor</sub>	Green
4	Limit value 2 / U <sub>Temp Controller</sub>	Yellow
5	GND Temperature, Limit value	Gray
6	GND analog output	Pink
7	GND supply	Blue
8	Analog output I <sub>Displacement</sub>	Red



8-pole M12x1 housing connector  
View on pin side

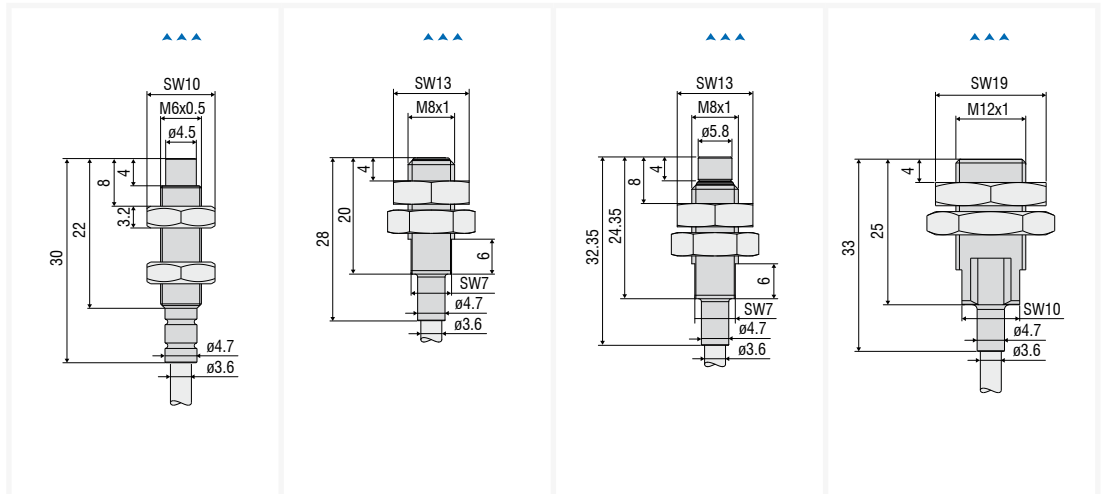


Dimensions in mm, not to scale.

# Sensors

## eddyNCDT 3060

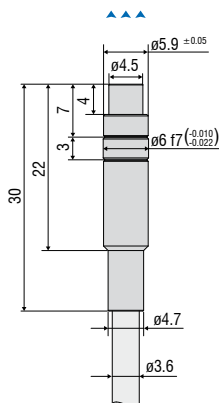
▲▲▲▲  
Measurement direction



Model	ES-U1	ES-S1	ES-U2	ES-S2
Measuring range	1 mm	1 mm	2 mm	2 mm
Start of measuring range	0.1 mm	0.1 mm	0.2 mm	0.2 mm
Resolution <sup>1) 2) 3)</sup>	0.02 µm	0.02 µm	0.04 µm	0.04 µm
Linearity <sup>1) 4)</sup>	< ±1 µm	< ±1 µm	< ±2 µm	< ±2 µm
Temperature stability <sup>1) 2)</sup>	< 0.15 µm / K	< 0.15 µm / K	< 0.3 µm / K	< 0.3 µm / K
Temperature compensation	+10 ... +180 °C	+10 ... +180 °C	+10 ... +180 °C	+10 ... +180 °C
Sensor type	unshielded	shielded	unshielded	shielded
Min. target size (flat)	Ø 18 mm	Ø 12 mm	Ø 24 mm	Ø 18 mm
Connection	integrated cable, axial, standard length 3 m; 1 m, 6 m, 9 m optional <sup>5)</sup>			
Mounting	Cable gland (M6)	Cable gland (M8)	Cable gland (M8)	Cable gland (M12)
Temperature range	Storage	-20 ... +180 °C	-20 ... +200 °C	-20 ... +200 °C
	Operation	-20 ... +180 °C	-20 ... +200 °C	-20 ... +200 °C
Pressure resistance	20 bar front and rear			
Shock (DIN EN 60068-2-27)	15 g / 6 ms in 3 axes, 2 directions and 1000 shocks each			
Vibration (DIN EN 60068-2-6)	15 g / 49.85 ... 2000 Hz in 3 axes ±3 mm / 10 ... 49.85 Hz in 3 axes			
Protection class (DIN-EN 60529)	IP68 (plugged)			
Material	stainless steel and plastic			
Weight <sup>6)</sup>	approx. 2.4 g	approx. 2.4 g	approx. 4.7 g	approx. 11 g

- <sup>1)</sup> Valid for operation with DT306x controller, referred to nominal measuring range  
<sup>2)</sup> Relates to the mid of the measuring range, in the compensated temperature range  
<sup>3)</sup> RMS value of the signal noise, static (20 Hz)  
<sup>4)</sup> Only with DT3061 controller and 5-point linearization  
<sup>5)</sup> Length tolerance cable: nominal value - 0 % / + 30 %  
<sup>6)</sup> Weight only sensor without nuts without cable

### Additional design: ES-U1-T



#### ES-Ux-T design:

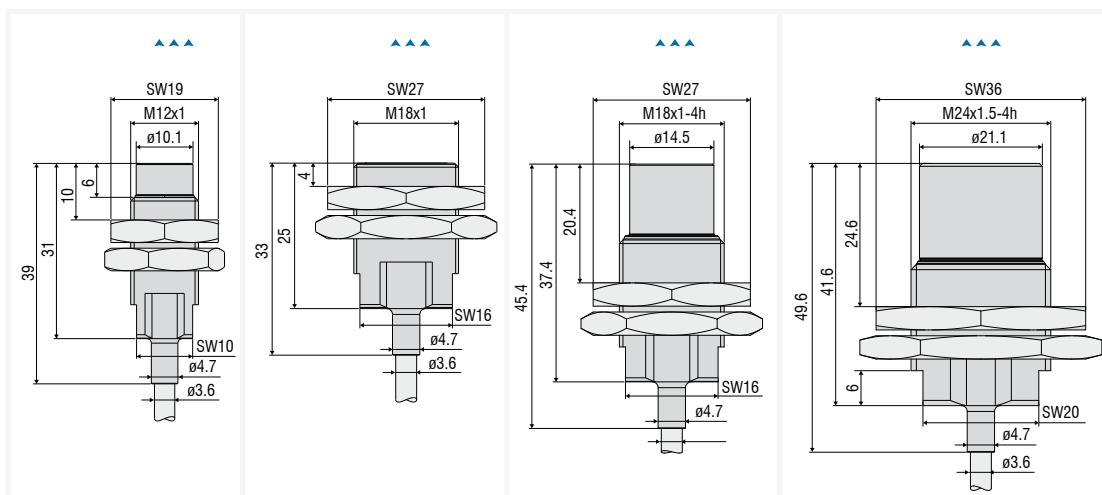
##### Sensors without thread

The ES-Ux-T design are sensors without thread.

These offer additional advantages for installation and temperature stability.

- Thanks to clamp mounting, the cable is not subjected to torsional stress, which prevents damage.
- The sensor has a defined clamping point, which minimizes thermal expansion in the measuring direction and achieves high temperature stability.

▲▲▲▲  
Measurement direction



Modell	ES-U3	ES-S4	ES-U6	ES-U8
Measuring range	3 mm	4 mm	6 mm	8 mm
Start of measuring range	0.3 mm	0.4 mm	0.6 mm	0.8 mm
Resolution <sup>1) 2) 3)</sup>	0.06 µm	0.08 µm	0.12 µm	0.16 µm
Linearity <sup>1) 4)</sup>	< ±3 µm	< ±4 µm	< ±6 µm	< ±8 µm
Temperature stability <sup>1) 2)</sup>	< 0.45 µm / K	< 0.6 µm / K	< 0.9 µm / K	< 1.2 µm / K
Temperature compensation	+10 ... +180 °C	+10 ... +180 °C	+10 ... +180 °C	+10 ... +180 °C
Sensor type	unshielded	shielded	unshielded	unshielded
Min. target size (flat)	Ø 36 mm	Ø 27 mm	Ø 54 mm	Ø 72 mm
Connection	integrated cable, axial, standard length 3 m; 1 m, 6 m, 9 m optional <sup>5)</sup>			
Mounting	Cable gland (M12)	Cable gland (M18)	Cable gland (M18)	Cable gland (M24)
Temperature range	Storage	-20 ... +200 °C	-20 ... +200 °C	-20 ... +200 °C
	Operation	-20 ... +200 °C	-20 ... +200 °C	-20 ... +200 °C
Pressure resistance	20 bar front and rear			
Shock (DIN EN 60068-2-27)	15 g / 6 ms in 3 axes, 2 directions and 1000 shocks each			
Vibration (DIN EN 60068-2-6)	15 g / 49.85 ... 2000 Hz in 3 axes ±3 mm / 10 ... 49.85 Hz in 3 axes			
Protection class (DIN-EN 60529)	IP68 (plugged)			
Material	stainless steel and plastic			
Weight <sup>6)</sup>	approx. 12 g	approx. 30 g	approx. 33 g	approx. 62 g

<sup>1)</sup> Valid for operation with DT306x controller, referred to nominal measuring range

<sup>2)</sup> Relates to the mid of the measuring range, in the compensated temperature range

<sup>3)</sup> RMS value of the signal noise, static (20 Hz)

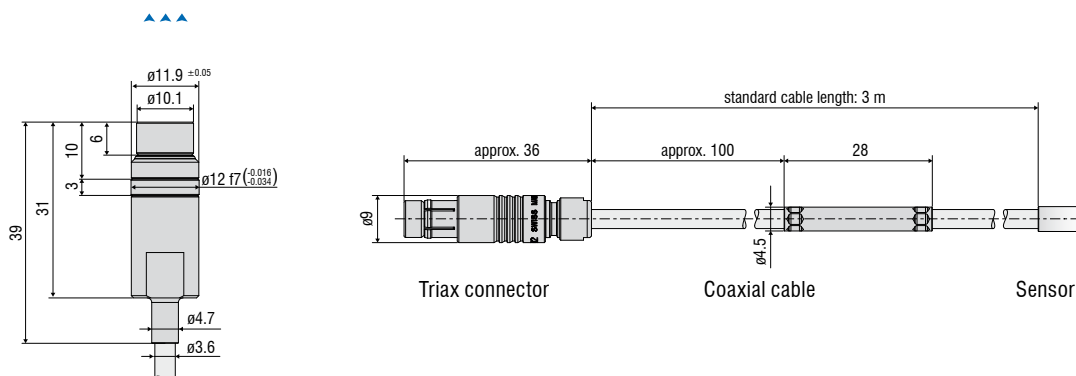
<sup>4)</sup> Only with DT3061 controller and 5-point linearization

<sup>5)</sup> Length tolerance cable: nominal value - 0 % / + 30 %

<sup>6)</sup> Weight only sensor without nuts without cable

## Additional design: ES-U3-T

## Connection of sensors with integrated cable:



### Connection cable for DT3060 portfolio sensors

**Sensors with integrated cable:** cable type ES-xx-C-CAx



#### Coaxial cable with Viton sheathing

Cable diameter: Ø 3.6 mm

Minimum bending radius: static approx. 27 mm / dynamic approx. 54 mm

Temperature resistance: up to 200 °C

Available length: 1 m / 3 m / 6 m (9 m on request)

**Sensors with socket:** cable type EC-x/mB0/mB0



#### Coaxial cable with Viton sheathing


Cable diameter: Ø 3.6 mm

Minimum bending radius: static approx. 27 mm / dynamic approx. 54 mm

Temperature resistance: up to 200 °C

Available length: 1 m / 3 m / 6 m (9 m on request)

**Extension cable:** cable type ECE-x/fB0/mB0



#### Coaxial cable with Viton sheathing

Cable diameter: Ø 3.6 mm

Minimum bending radius: static approx. 27 mm / dynamic approx. 54 mm

Temperature resistance: up to 200 °C

Available length: 3 m / 6 m (9 m on request)



## Plug/Socket

### 1 Connector Triax 0323118: Type S 102 A014-120 D4,1

Triaxial connector:

Type: mB0

Connection: push-pull

Temperature resistance: 200 °C



### 2 Socket Triax 0323141: Type KE102 A014-120 D4,1

Triaxial socket:

Type: fB0

Connection: push-pull

Temperature resistance: 200 °C



Article	Description	DT3001	DT3005	DT3060	DT3070	DT3300	DZ140	SGS
PCx/8-M12	<b>Supply and signal cable</b> 8-pole with M12 connector Standard length: 3 m Optionally available: 5 m / 10 m / 15 m 10 m as drag-chain suitable variant			x	x			
PCx/5-M12	<b>Supply and signal cable</b> 5-pole with M12 connector Standard length: 5 m Optionally available: 10 m / 20 m / 40 m / 80 m as drag-chain suitable variant	x	x					
PC4701-x	<b>Supply and signal cable</b> 8-pole with M12 connector Standard length: 10 m Optionally available: 15 m 10 m as drag-chain suitable variant							x
SCD2/4/RJ45	<b>Ethernet cable</b> 4-pole with M12 connector on RJ45 connector Standard length: 2 m			x	x			
SCAx/5	<b>Signal cable, analog</b> 5-pole with M16x0.75 connector Standard length: 3 m Optionally available: 6 m / 9 m					x		
SCDx/8	<b>Signal cable for switching inputs and outputs:</b> 8-pole with M16x0.75 connector Standard length: 0.3 m Optionally available: 1 m					x		
PSCx	<b>Supply and synchronization cable</b> 5-pole with M9 connector Standard length: 0.3 m Optionally available: 1 m					x		
ESCx	<b>Synchronization cable</b> 5-pole with M9 connector Standard length: 0.3 m Optionally available: 1 m					x		
PC140-x	<b>Supply and signal cable</b> 8-pole connector Standard length: 3 m Optionally available: 6 m						x	
PS2020	<b>Power supply unit</b> Input 100-240 VAC output 24 VDC / 2.5 A; mounting onto symmetrical standard rail 35 mm x 7.5 mm, DIN 50022	x	x	x	x	x	x	x



## Sensors and Systems from Micro-Epsilon



Sensors and systems for displacement, position and dimension



Sensors and measurement devices for non-contact temperature measurement



Measuring and inspection systems for quality assurance



Optical micrometers, fiber optics, measuring and test amplifiers



Color recognition sensors, LED Analyzers and inline color spectrometers



3D measurement technology for dimensional testing and surface inspection